




External battery case for SUV-Cam

Instruction manual



Please read this instruction manual and instruction manual for SUV-Cam carefully before using this product and keep it for future reference.

Important safeguards





Please make sure to follow all instructions when you use the battery case. These "Important safeguards" are provided to ensure proper operation of the product and will prevent you or others from personal injury or loss of assets. Please read carefully and keep the manual in a safe place for future reference. Review the following symbols so that you understand them before reading the rest of the manual.

-  **Danger** Ignoring this indication and operating the system incorrectly subjects the user to possible risk of serious injury or death.
-  **Warning** Ignoring this warning and operating the system incorrectly subjects the user to possible risk of serious injury or death.
-  **Caution** Ignoring this warning and operating the system incorrectly subjects the user to possible risk of injury or loss of assets.



● Explanation of the Symbols Used

-  **Name** : Prohibition
Explanation : The user must avoid these actions or be exposed to danger. Nearby text and illustrations give further details.
-  **Name** : Must follow
Explanation : The user must follow the instructions. Nearby text and illustrations give further details.

⚠ Warning



-  Use only specified battery ("AA" 1.5V dry cells or "AA" 1.2V rechargeable battery) to avoid any damage to the product.
-  Do not use this product with anything other than SUV-Cam. Doing so can cause electrolyte leakage, overheating, smoking, explosion and/or fire and may result with personal injury.
-  Do not swing the battery case by holding the cable to avoid personal injury.
-  Place cable in a safe manner to prevent it from being caught on anything which may cause an accident or personal injury.

⚠ Caution



-  Do not disassemble or modify the battery case. The battery of the SUV-Cam may not charge properly or may damage the SUV-Cam.
-  Do not operate or place the battery case under extremely hot temperature as it can cause electrolyte leakage, overheating, smoking, explosion and/or fire.

ABOUT BATTERY



⚠ Danger

-  Do not attempt to disassemble or modify the battery case and be sure to keep the battery case away from extreme heat, fire and water as it can cause electrolyte leakage, overheating, smoking, explosion and/or fire.
-  If electrolytes from the battery comes into contact with your eyes, immediately flush eyes with clean running water and contact a doctor. otherwise eye injury can occur.

⚠ Warning

-  Do not permit contact between the positive (+) and negative (-) terminals as it may lead to electrolyte leakage, overheating, smoking, explosion and/or fire. Do not keep the battery case together with metal objects such as a necklace.
-  Do not use an apparently damaged or deformed battery case. It may lead to electrolyte leakage, overheating, smoking, explosion, ignition and/or short circuit.

⚠ Caution

-  Handle the battery properly.
Do not reverse the positive (+) and negative (-) terminals. It may damage the SUV-Cam.
Remove battery if the product will not be used for a long period.
-  If electrolyte leakage from the battery comes in contact with contacts your skin or clothing, immediately flush away with running water. Otherwise, skin inflammation can occur.

Before you use

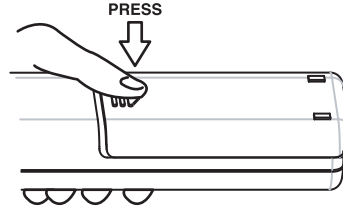
- This product is not waterproof. Do not allow it to get wet.
- When connecting the battery case to the SUV-Cam, confirm that the supplied battery pack is attached to the SUV-Cam.
- Do not tighten the battery case cable when you connect it to the SUV-Cam. It may put excessive load to on the cable, causing damage to the product or contact failure.

Features

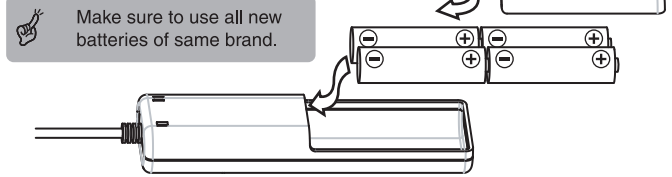
- Using the battery pack will allow 6.5 hrs of continuous recording. (Brand new alkaline dry battery is used, in power saving mode. Measured by ELMO.)
- The External battery case can be used as a battery charger for the SUV-Cam. (Connect the External battery case to the SUV-Cam after powering off the SUV-Cam.)
- LED light indicates that the power is on.

How to replace batteries


1. Remove a battery cover.
Remove the battery cover by pressing it to the direction shown in the picture.



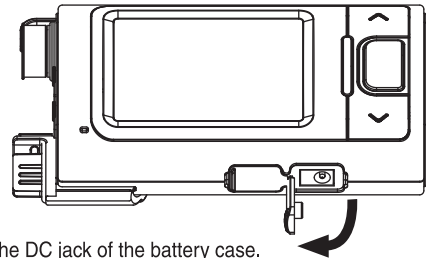
2. Close the cover after inserting batteries.
Confirm the direction of positive (+) and negative (-) terminals of batteries before closing the cover.



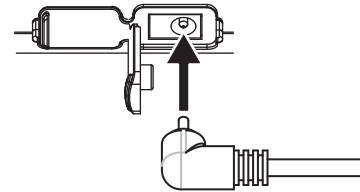
How to use

-  Confirm that the supplied battery pack is attached to the SUV-Cam.

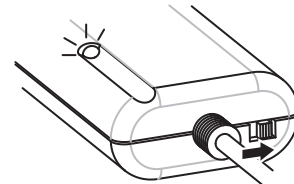
1. Remove the DC jack cover of the SUV-Cam.
Remove the DC jack cover located on the left side of the body of the SUV-Cam.



2. Insert the DC jack of the battery case.



3. Turn the power of the battery case on.
LED lights up when the power is on.



● SPECIFICATIONS

Batteries : 1.5V AA dry battery x4 or 1.2V AA rechargeable battery x4
 ※Do not use an OXYRIDE dry-cell battery.
 Dimension : (L)124 x (W)40 x (H)19 mm (Excluding cable part)
 Weight : Approx. 38g (Eecluding batteries)

ELMO CO., LTD.

ELMO are trademarks and/or registered trademarks of ELMO Co., Ltd.

URL: <http://www.elmo.co.jp>